

Access and Parking Changes – from 22 July 2024

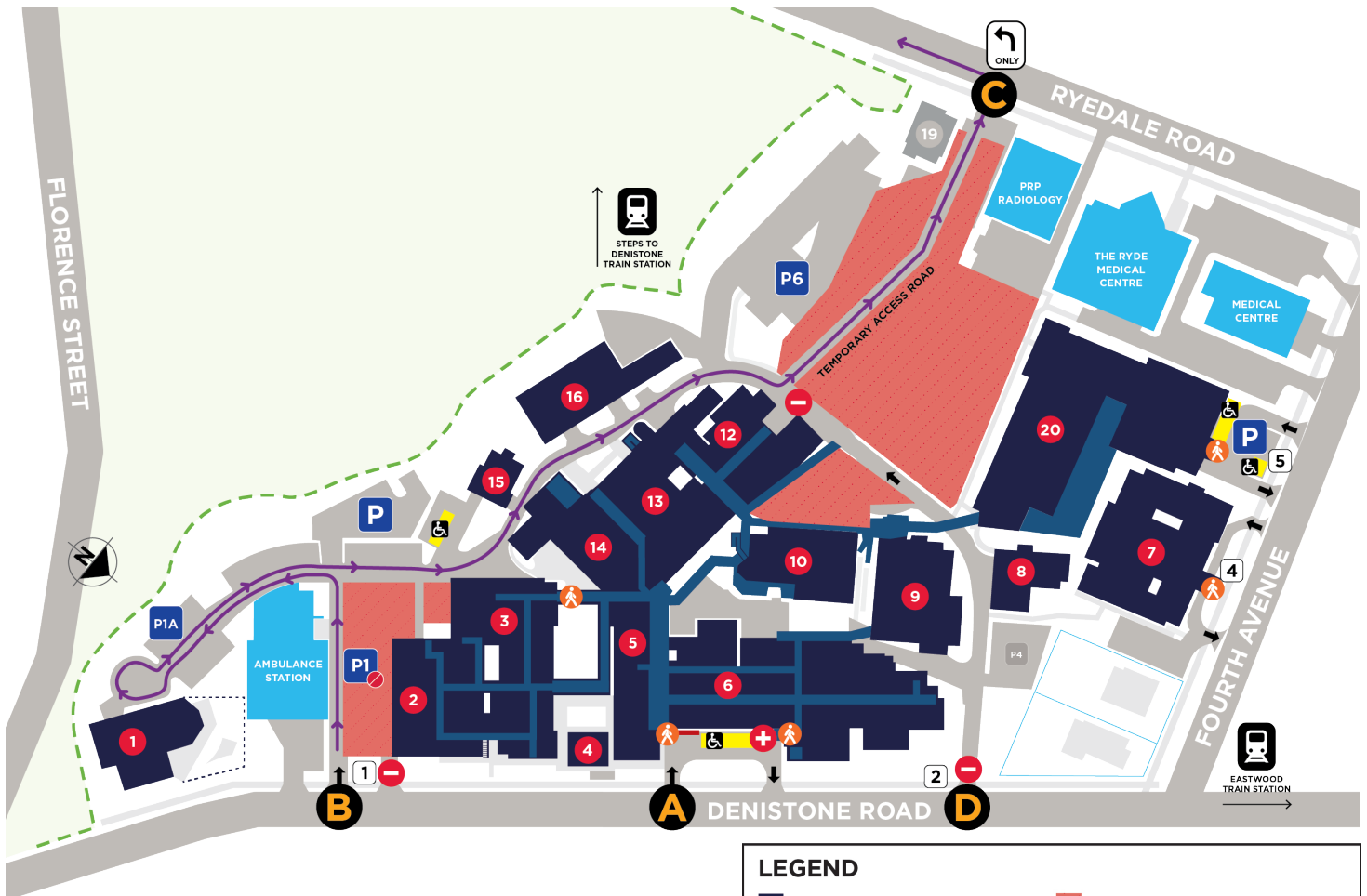
The NSW Government is investing \$526.8 million in the redevelopment of Ryde Hospital to meet the future health needs of the growing community.













Access to the hospital campus and parking changes are required to support construction staging works and deliver temporary facilities on campus to free up the construction footprint of the future hospital building.

Changes will apply to where patients, visitors and staff can park, and the internal hospital access road will temporarily exit to Ryedale Road.

Parking for patients, visitors and afternoon/evening staff will remain available on the hospital campus via Entrance No. 1 on Denistone Road and at the Graythwaite Building from Fourth Avenue.

Access map showing access and parking changes



LEGEND	
	Existing building
	Construction Zone
	Vehicular access
	Pedestrian access
	Parking
	Pedestrian entry point
	Detour to Ryedale Road
	Disabled car park services
	Main entrance to hospital
	Carpark entry
	Temporary carpark exit to Ryedale Road (left only)
	No entry (ambulance and logistics only)

What changes will apply?

Ryde Hospital Campus Vehicle Entrance No. 1 on Denistone Road will be limited to entry only.

The outbound lane at this driveway will temporarily close and a fenced construction zone will be established occupying the P1 Carpark.

Entrance No. 2 on Denistone Road will be closed to general traffic. Access will be maintained for emergency and logistics vehicles only at this entrance.

The internal hospital road will be made one way and temporarily exit to Ryedale Road.

How will these changes affect me?

Carparking at P1 will be unavailable during the works.

Alternative parking for patients, visitors and night staff is located near the P1 carpark and at other locations as indicated on the campus map.

General traffic on the hospital campus will be temporarily required to exit to Ryedale Road. This includes parents dropping off at the childcare centre.

Patients and visitors are encouraged to allow enough time to find a park and/or make alternative travel arrangements, where possible, to and from the hospital.

Managing traffic safety

Safety is our number one priority. Traffic controllers and detour signage will be in place during works.

Please take care when walking, driving and parking on campus and always follow the direction of traffic controllers.

Keeping you informed

The community and staff will continue to be kept up to date as construction works progress.

The Ryde Hospital Redevelopment team thanks you for your patience and understanding while we progress these important works.

If you have any questions or would like more information, please **contact us on 9978 5411 or rydehospitalredev@health.nsw.gov.au**

Frequently Asked Questions

Will the Emergency Department and front entrance to the hospital remain open through the works?

Yes. Access to the Emergency Department and front entrance to the hospital from Denistone Road will remain open at all times.

Can I still drop-off or park at the front entrance/ Emergency Department?

Yes, patients and visitors may still use the Denistone Road drop-off at the front entrance to the hospital and the Emergency Department.

There are also limited parking spaces in the drop-off area for those displaying disability parking permits.

Where can I park with a disability parking permit?

Disability parking remains accessible in multiple locations on the Ryde Hospital campus including:

- at the front entry and Emergency Department (accessed from Denistone Road).
- in front of Building 15 (accessed via Entrance No 1 from Denistone Road).
- at the Graythwaite Building (accessed from Fourth Avenue).

How will the hospital ensure that patients and visitors can park on campus?

Parking will be prioritised for patients and visitors. Day staff will be provided with alternative off-site parking just a short walk away.

Will there be further traffic changes?

Staff and community will be informed in advance of any access and parking changes that may be required as the staging works progress.

What parking options will be available when the redevelopment is complete?

Once construction is complete the redevelopment will almost double the number of parking spaces available on campus.

The main vehicle access point for the new hospital building including ground level and underground parking will be located at Entrance No 1 on Denistone Road.